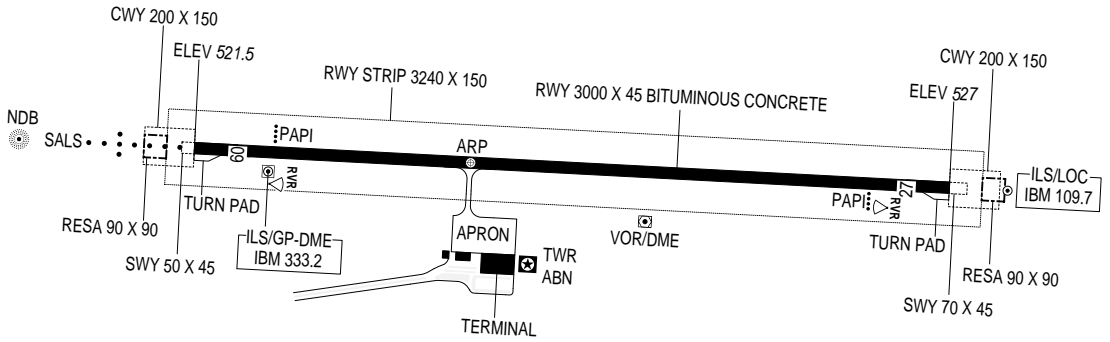


APRON	PCN 49/R/B/W/T CEMENT CONCRETE	RWY	DIRECTION (TRUE)	THR WGS-84	BEARING STRENGTH
TAXIWAY	PCN 45/F/B/W/T BITUMINOUS CONCRETE	09	091°	12°40'07"N - 108°06'23"E	PCN 45/F/B/W/T
		27	271°	12°40'05"N - 108°08'03"E	



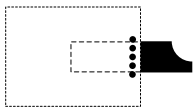
TAXIWAY WIDTH 18M

ELEVATIONS AND DIMENSIONS IN METRES
BEARINGS ARE MAGNETIC

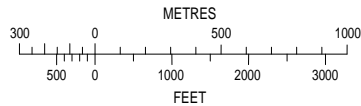


LEGEND	
RWY - HOLDING POSITION	≡≡≡
BUILDINGS	■

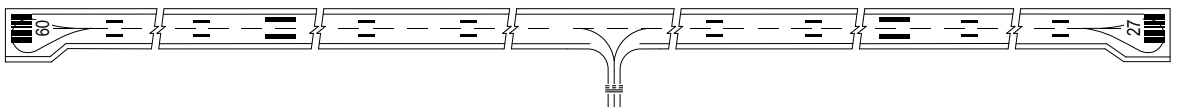
LIGHTING AIDS THR RWY 09/27



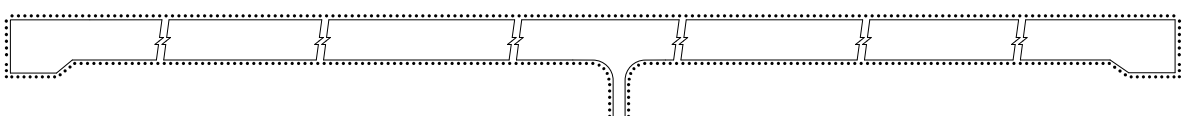
SCALE 1: 30 000



MARKING AIDS RWY 09/27 AND EXIT TWY



LIGHTING AIDS RWY 09/27 AND EXIT TWY



NOT TO SCALE